

News...News...



News...News...

Council of the Great City Schools
1301 Pennsylvania Avenue, N.W. ♦ Suite 702 ♦ Washington, D.C. ♦ 20004
<http://www.cgcs.org>

EMBARGOED FOR RELEASE
December 18, 2013, 1 p.m., EST

CONTACT: Henry Duvall
(202) 393-2427

Large City Schools Show Rising Performance in 10 Years

Progress on National Test Since 2003 and 2011

WASHINGTON, Dec. 18 -- A steady upward trend in average reading and mathematics scores in grades 4 and 8 on the rigorous National Assessment of Educational Progress (NAEP) indicates a decade of progress for public school students in the country's large cities, according to *The Nation's Report Card: 2013 Mathematics and Reading Trial Urban District Assessment (TUDA)*.

Academic achievement in the large city schools over the past 10 years has outpaced public-school performance in the nation with gains significantly larger than increases nationally. The improvement is reflected in the large percentages of big-city students who have scored at or above proficient levels in 4th and 8th grade reading and math compared with the nation's public-school students.

The scale-score gap between the large cities and the nation has narrowed by 32 percent in fourth-grade reading over the 10-year period, 34 percent in eighth-grade reading, 38 percent in fourth-grade math, and an eye-popping 43 percent in eighth-grade math.

Although with the exception of a few cities, math and reading scores in fourth and eighth grades are still higher in the nation than in the large cities. But since 2003, the achievement gap in average scale scores between the nation's large-city public schools and the nation has narrowed substantially.

Three urban school districts – Austin, Texas, Charlotte, N.C., and Florida's Hillsborough County in Tampa – posted significantly higher 4th and 8th grade reading and math scores in 2013 than large city averages.

“The 2013 NAEP results show gains in large city schools over this last decade that are statistically significant and educationally significant,” says Michael Casserly, executive director of the Council of the Great City Schools, the nation's primary coalition of large public school districts. “We estimate that nearly 100,000 more of our fourth graders score at or above the proficient level in math than 10 years ago, and some 50,000 more are at the proficient level in reading.”

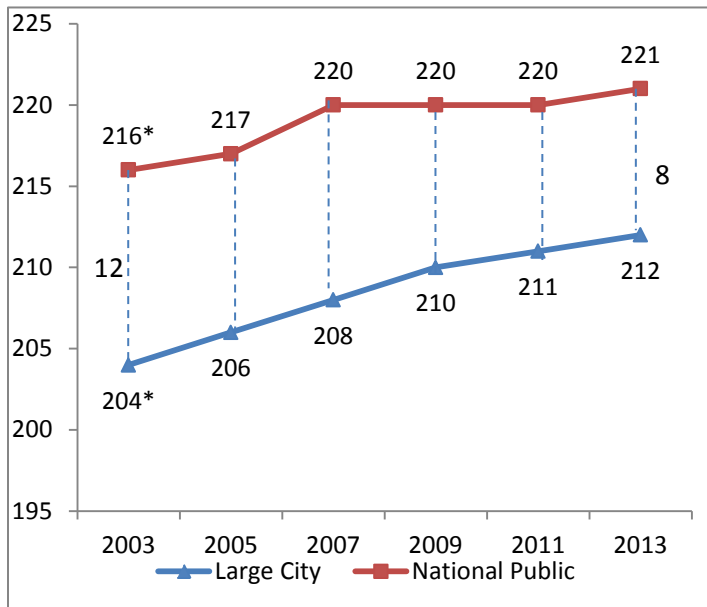
In addition to measuring student performance between public schools in all cities with populations of 250,000 or more and the nation, 21 individual urban school districts with similar characteristics volunteered for the urban NAEP in 2013 to assess the effect of their reform efforts, demonstrate their commitment to higher standards and compare themselves with each other.

Besides Austin, Charlotte and Hillsborough County, the other school districts include Albuquerque, Atlanta, Baltimore City, Boston, Chicago, Cleveland, Dallas, Detroit, the District of Columbia, Fresno, Houston, Jefferson County in Louisville, Los Angeles, Miami-Dade, Milwaukee, New York City, Philadelphia and San Diego.

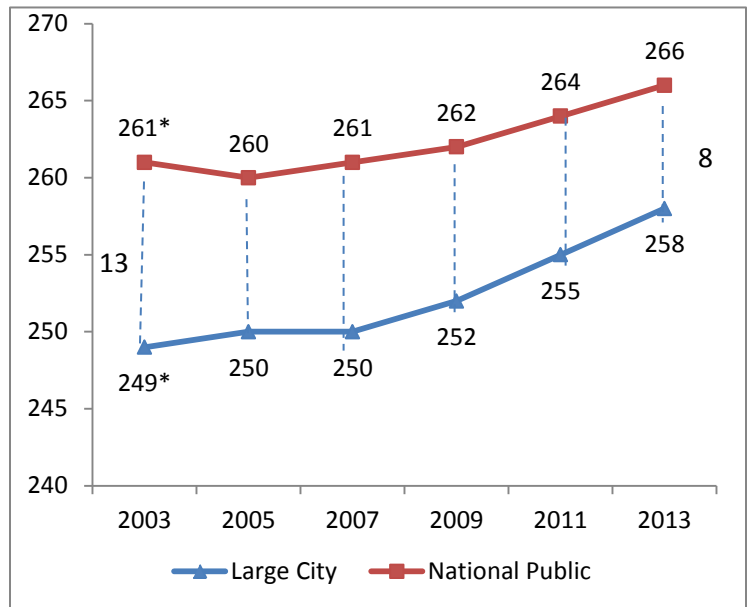
Reading Progress

Between 2003 and 2013, the TUDA report shows major gains in fourth- and eighth-grade reading scores on the NAEP in large city schools – with the achievement gap closing with the nation.

4th Grade Reading Scale Scores



8th Grade Reading Scale Scores



NOTE: NAEP Reading scale ranges from 0 to 500.

*Statistically significant difference from 2013

Differences are not exact due to rounding.

SOURCE: U.S. Department of Education, Institute of Education Sciences, National Center for Education Statistics, National Assessment of Educational Progress (NAEP)

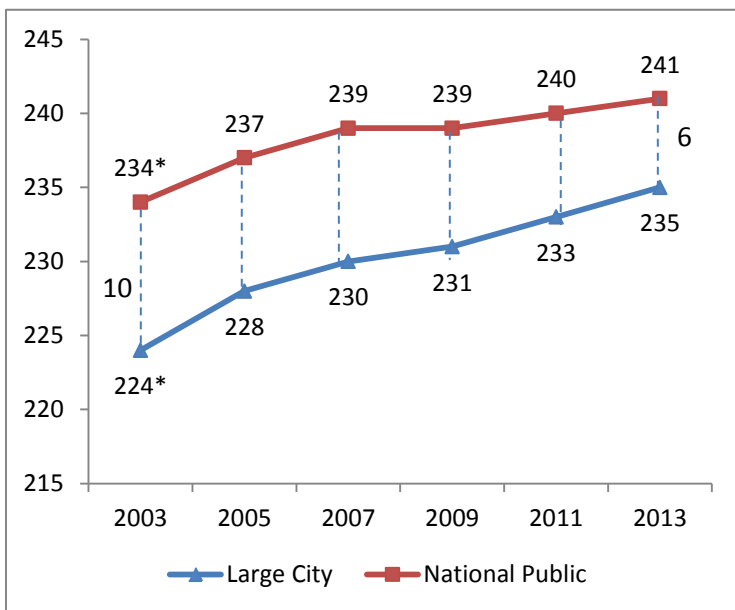
Between 2003 and 2013, five urban school districts have significantly outpaced the nation's gains in average grade 4 reading scores. Atlanta, Boston, District of Columbia, Los Angeles and San Diego have significantly greater gains. In eighth-grade

reading, three districts – Atlanta, Los Angeles and San Diego – significantly outpaced the nation’s gains in reading.

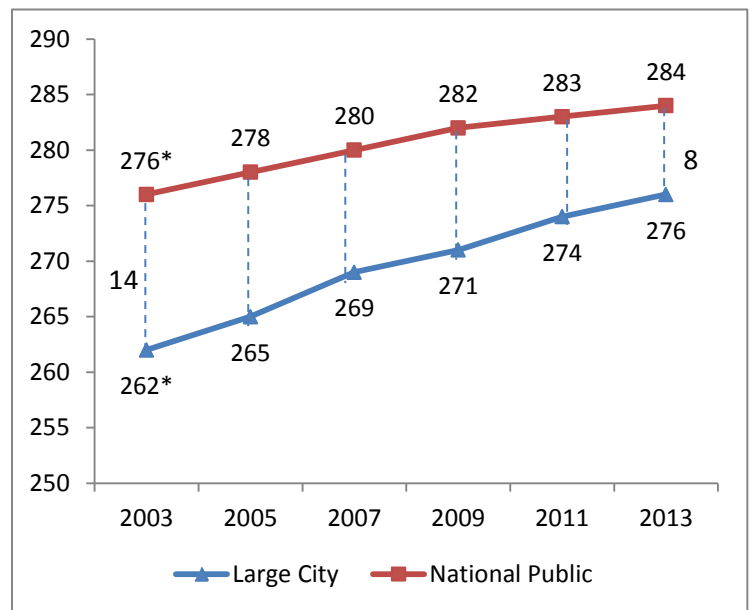
Mathematics Progress

Mathematics data show that average scores among students in the large cities also increased significantly on the NAEP in grades 4 and 8 since 2003, narrowing the achievement gap with the nation’s public schools.

4th Grade Mathematics



8th Grade Mathematics



NOTE: NAEP Mathematics scale ranges from 0 to 500.

* Statistically significant difference from 2013

Differences are not exact due to rounding.

SOURCE: U.S. Department of Education, Institute of Education Sciences, National Center for Education Statistics, National Assessment of Educational Progress (NAEP)

Six big-city school districts had significantly greater score gains from 2003 to 2013 in grade 4 when compared with the nation. Atlanta, Boston, Chicago, District of Columbia, Los Angeles and San Diego have significantly higher scores. In eighth-grade math, seven districts – Atlanta, Boston, Chicago, District of Columbia, Houston, Los Angeles and San Diego – significantly outpaced the nation’s gains in math.

Progress of Black, Hispanic and White Students

The 2013 TUDA findings also show that the average NAEP scores of various student groups in large cities increased over the past 10 years in fourth- and eighth-grade reading and mathematics.

In reading, average scores of black students in large cities rose nine scale points from 2003 to 2013 in fourth grade, while scores of white students and Hispanic students increased eight and seven points, respectively. In eighth-grade reading, NAEP scores rose by six points for black students in large cities in 10 years; eight points for whites and 12 points for Hispanics.

In mathematics, scores from 2003 to 2013 jumped by 11 points for black and white students in large cities, and 10 points for Hispanic students in fourth grade. In eighth-grade math, average scores of black and Hispanic students in large cities increased 14 points, and white students saw a 10-point increase.

#